

Staff demographics data...

Data gathered from NHS Electronic Staff Record (ESR) - NENC ICB, circa 710 colleagues Jan 2025. We gather and publish this data anonymously in line with the Public Sector Equality Duty. The next workforce demographic update will be from 31 March 2025 data and updated at least annually.

Disability:



Yes **7%**

No **59%**

Not declared/
Prefer not to
answer/Unspecified **35%**

Marital Status:



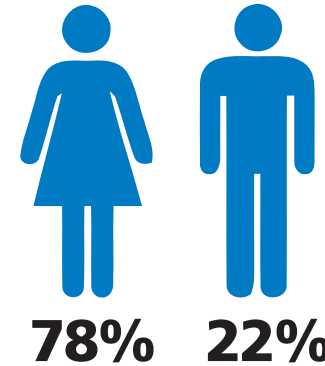
- 64%** Married/
Civil Partnership
- 10%** Divorced/Separated
- 21%** Single
- 4%** Unknown/unspecified
- 1%** Widowed

Ethnicity:



- 91%** White
- 3%** Asian
- 1%** Black
- 1%** Chinese
- 1%** Mixed
- 1%** Other
- 3%** Not stated/unspecified

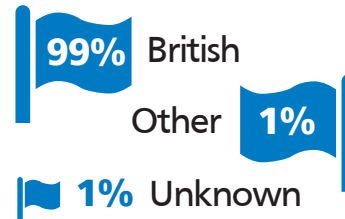
Gender:*



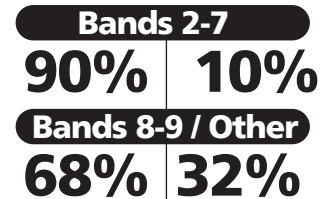

Age range:

- 2%** Under 25 yrs
- 34%** 26-45 yrs
- 60%** 46-65 yrs
- 4%** 66+ yrs

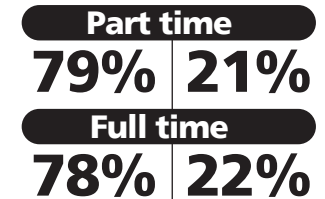

Nationality:



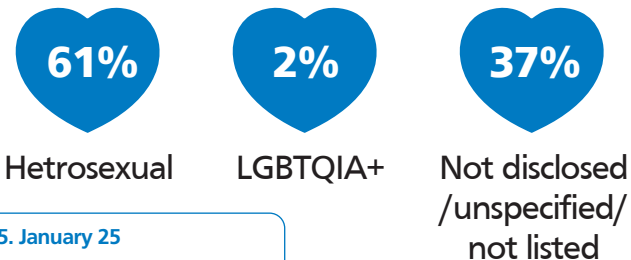
Pay band / Gender:*



Employee contract / Gender:*



Sexual orientation:



Religion:

- 35%** Christianity
- 16%** Atheism
- 45%** Not disclosed/unspecified
- 6%** Other

V5. January 25

Alternative versions of this document available on request.

*NHS ESR used to collect data only allows for male or female categories, limiting our ability to gather data on other gender identities.