

Staff demographics data...



North East and
North Cumbria

Data gathered from NHS Electronic Staff Record (ESR) - NENC ICB, circa 1010 colleagues December 2025, including TUPE transferred NECS staff. We gather and publish this data anonymously in line with the Public Sector Equality Duty. The next workforce demographic update will be published from 31 March 2026 data and updated at least annually.

Disability:



Yes **8%**

No **70%**

Not declared/
Prefer not to
answer/Unspecified
22%

Marital Status:




- 60%** Married/
Civil Partnership
- 9%** Divorced/Separated
- 24%** Single
- 5%** Unknown/unspecified
- 1%** Widowed

Ethnicity:



- 93%** White
- 3%** Asian
- 1%** Black
- 0.3%** Chinese
- 0.5%** Mixed
- 0.3%** Other
- 5%** Unknown

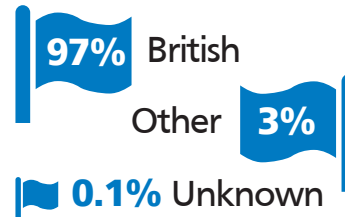
Sex:*




Age range:

- 2%** Under 25 yrs
- 58%** 46-65 yrs
- 37%** 26-45 yrs
- 3%** 66+ yrs


Nationality:



Pay band / Sex:*



Employee contract / Sex:*



Sexual orientation:



Hetrosexual



LGBTQIA+



Not disclosed
/unspecified/
not listed

Religion:

- 43%** Christianity
- 18%** Atheism
- 37%** Not disclosed/
unspecified
- 8%** Other

V8. December 25

Alternative versions of this
document available on request.

*NHS ESR used to collect data only allows for male or female categories, limiting our ability to gather data on other gender identities.